


# ULTRA

ENERGY MANAGEMENT EQUIPMENT





# WHY ULTRA?

Global electricity consumption and costs are continuing to increase year after year.

- **Improve**
- **Reduce**
- **Save**

Organizations are increasingly faced with an urgent need to reduce energy consumption and costs while ensuring key business processes remain unaffected - ULTRA provides a simple solution that delivers financial savings and reduces your environmental impact. Decreasing energy consumption is now not only a moral responsibility in terms of protecting the environment, but with energy prices rising rapidly it is an economic necessity.

ULTRA's power saving performance will significantly reduce your electricity costs by improving your current electrical system.

# REVOLUTIONARY TECHNOLOGY

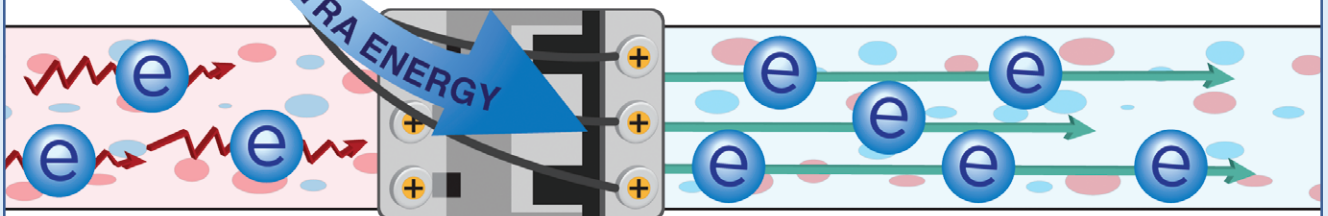
- The Premier Electric Current Optimization System
- Compensates the loss from resistance
- Explores the potential electron movement
- Does not consume electricity

## ULTRA PRINCIPLE

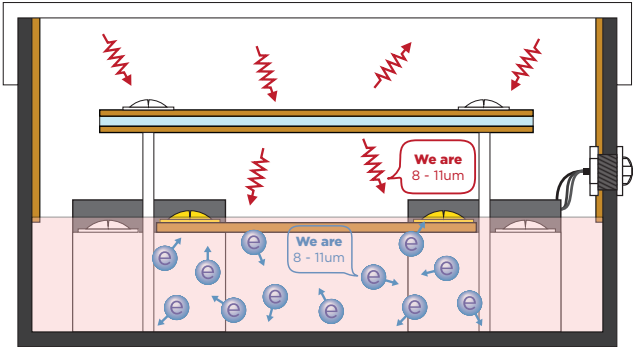


ULTRA is the premier Electric Current Optimization system that compensates for energy that is normally lost in Alternating Current (AC) systems without dropping voltage. The main reactions within ULTRA occur between ceramic coatings, the ULTRA composite and the presence of the Alternating Magnetic Field (AMF) that accompanies all AC systems.

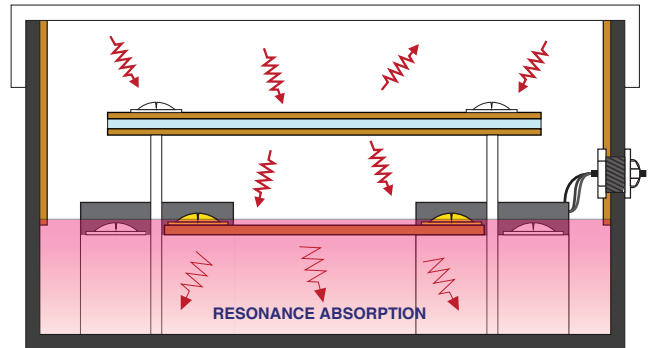
Far Infrared Ray that is emitted from the ceramic coatings activates the electrons in the ULTRA composite through Resonance Absorption. A Magnetic Interaction occurs between the activated electrons of the ULTRA composite and the AMF. This magnetic interaction generates magnetic wave energy and supplies it to the AC circuit.



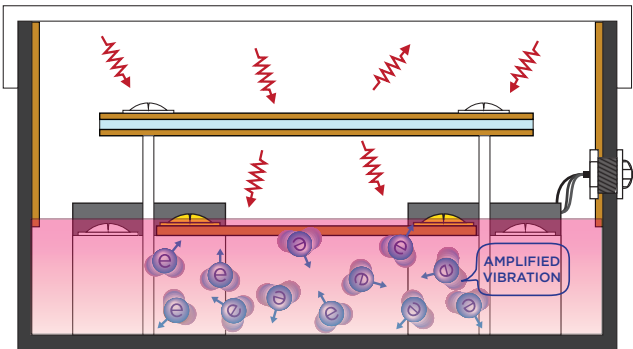
# HOW DOES ULTRA WORK?



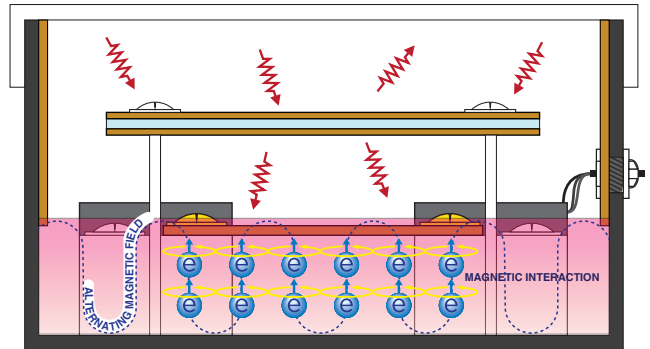
1. The internal ceramic coated layer radiates the far infrared ray of 8-11um wavelength which is the identical frequency range with ULTRA composition.



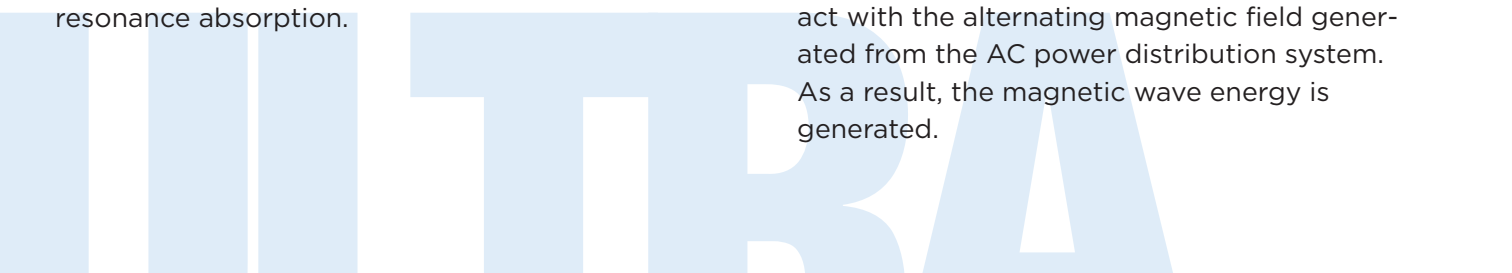
2. Resonance absorption occurs.  
\* Resonance absorption is a phenomenon that activates the energy of vibration which coincides with each other.

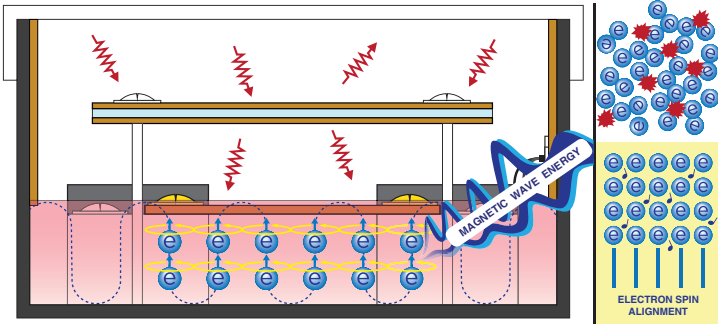


3. The electrons of ULTRA composition activate, and its energy is amplified through resonance absorption.

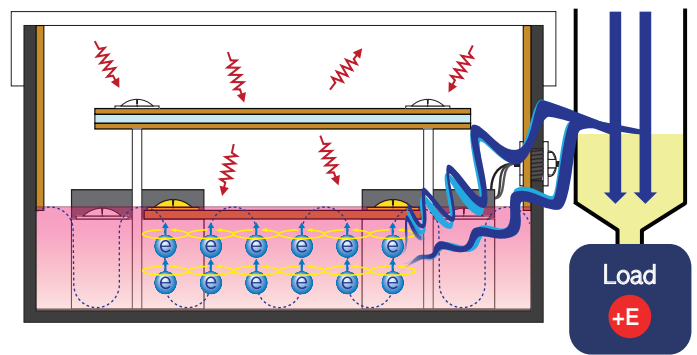


4. The electrons inside ULTRA composite that are activated by ceramic align as they interact with the alternating magnetic field generated from the AC power distribution system. As a result, the magnetic wave energy is generated.





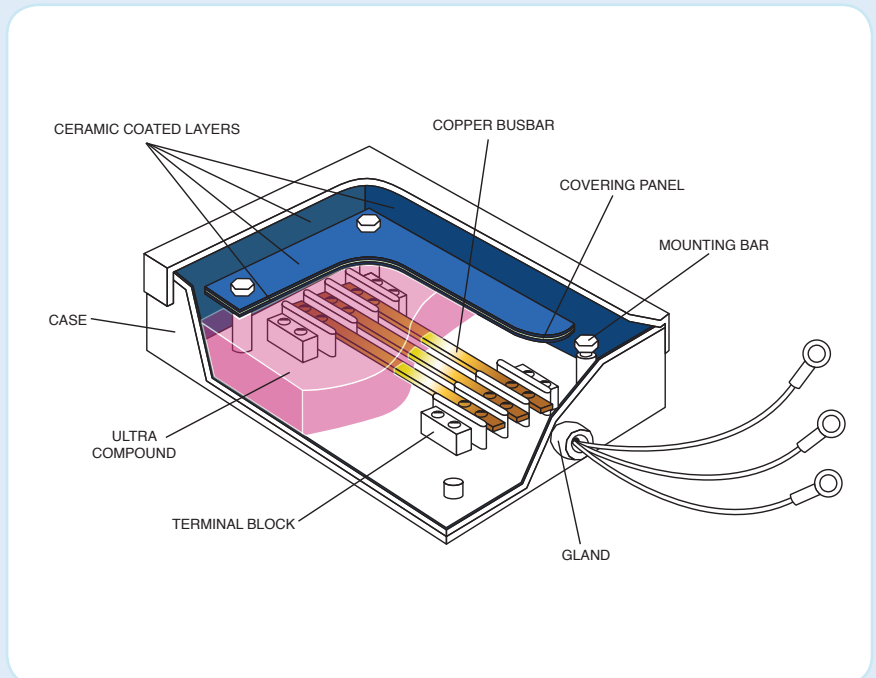
5. Generated energy is transmitted to a connected power line.



6. The energy is delivered to the connected load, then finally reduces power consumption of the End User.

# WHAT'S INSIDE OF ULTRA?

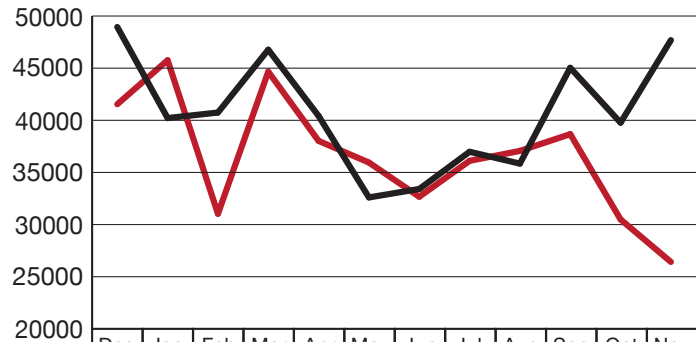
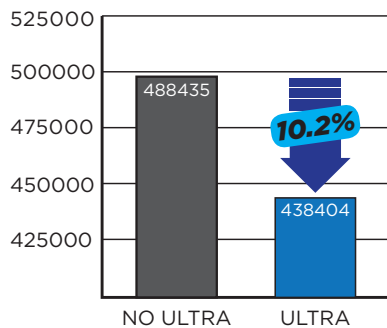
- No circuits
- Chemically-based
- No power consumption



# CASE STUDY



- Location: DENISON HOTEL, Australia
- Type of Business: Commercial
- Date of Installation: November 11, 2010
- Model Number: UC-200
- Saving Rate: 10.2%

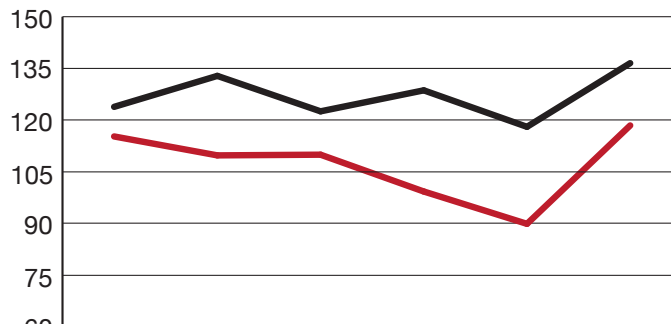
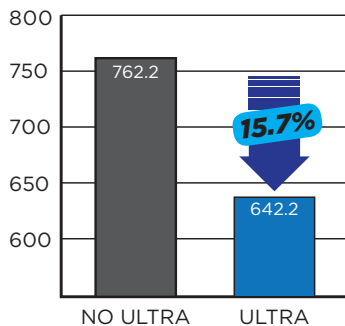


	Dec	Jan	Feb	Mar	Apr	May	Jun	Jul	Aug	Sep	Oct	Nov
— NO ULTRA	48948	40215	40744	46773	40416	32604	33413	36982	35845	45035	39772	47688
— ULTRA	41540	45761	31037	44660	38025	35950	32669	36113	37066	38672	30493	26418

An ULTRA UC-200 was installed in the Denison Hotel on November 11, 2010. The annual power consumption was measured from December 2010 to November 2011 and compared to the previous year. Total billable kWh were reduced by 50,033 units or 10.2%. During the test period there were no significant changes to operating procedures, equipment or turnover. This equates to an ROI of approximately 13.4 months.



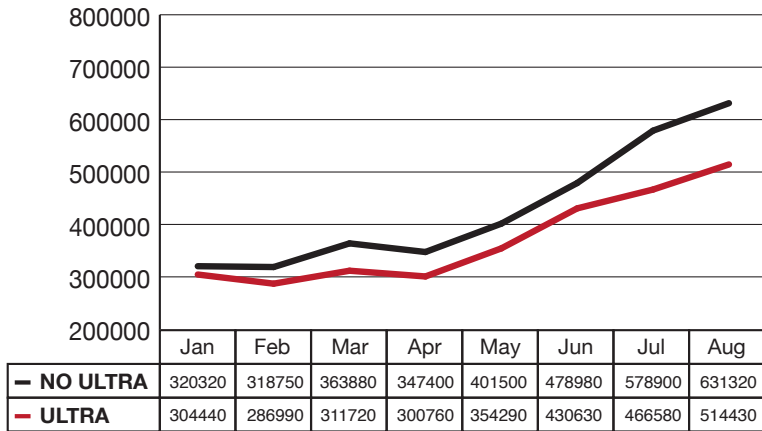
- Location: Egyptian Electric Cooperative Association, Saudi Arabia
- Type of Business: Commercial
- Date of Installation: November 11, 2012
- Model Number: UC-100
- Saving Rate: 15.7%



	MON	TUE	WED	THU	SAT	SUN
— NO ULTRA	123.8	132.8	122.5	128.6	118	136.5
— ULTRA	115.2	109.7	109.9	99.2	89.8	118.4

Egyptian Electric installed a UC-100 unit on November 11, 2012. Electricity consumption of a standard work week was recorded during January after ULTRA was installed and compared with records from a standard work week during November before the installation of ULTRA. The average consumption was reduced by 15.7%.

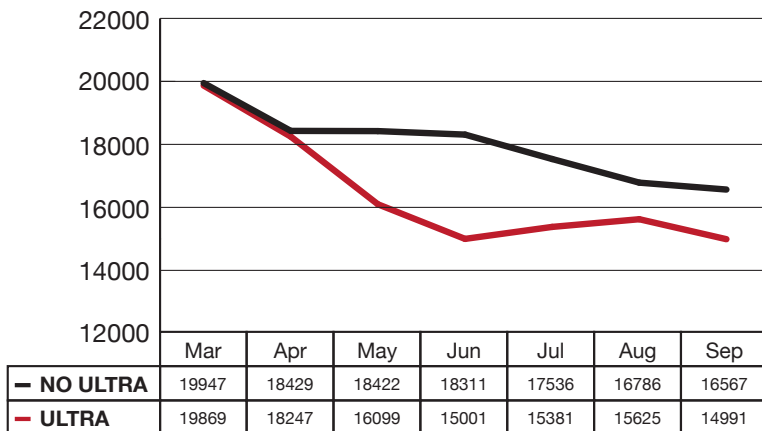
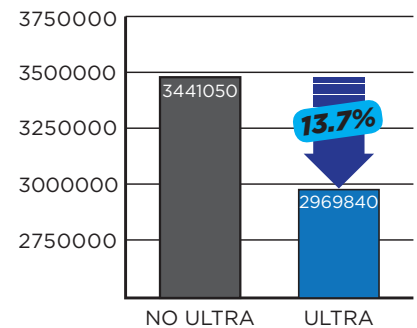
\* Original data can be provided upon request.



An IKEA retail store in Cyprus installed a U-1000 and two U-500 units in their facilities on January 9, 2012. The store's kWh usage was monitored from January to August after the installation and compared with the kWh usage from the same period of the previous year. The store used 13.7% less energy after the installation of ULTRA.



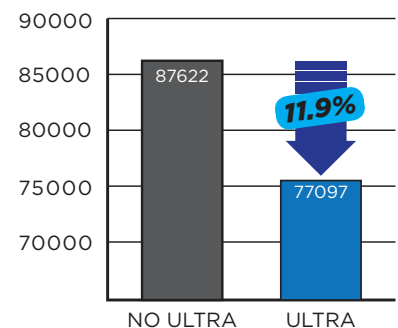
- Location: **IKEA, Cyprus**
- Type of Business: **Commercial**
- Date of Installation: **January 9, 2012**
- Model Number: **U-1000, U-500**
- Saving Rate: **13.7%**



Caltex is an international oil company with a branch in Australia. This Caltex station in Australia installed a UC-50 on April 19, 2012. Electricity consumption data was collected for a 5 month period prior to the installation and compared with data that was collected after the installation of the UC-50. The results show that the site used 11.9% less kWh after the installation of ULTRA.



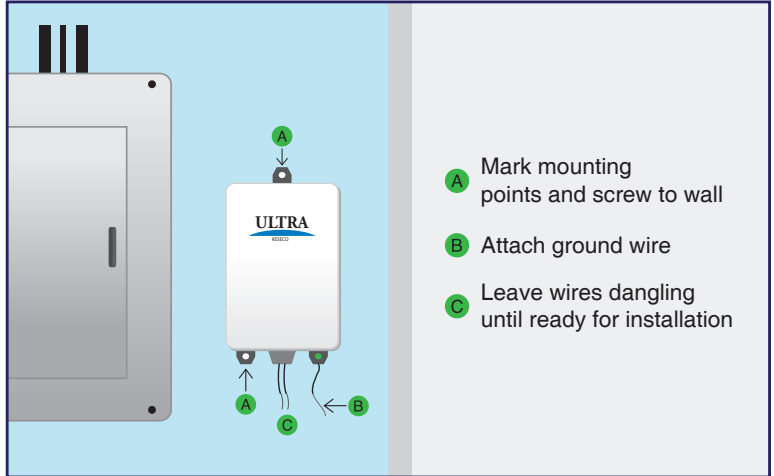
- Location: **CALTEX, Australia**
- Type of Business: **Commercial**
- Date of Installation: **April 19, 2012**
- Model Number: **UC-50**
- Saving Rate: **11.9%**



# HOW TO INSTALL ULTRA

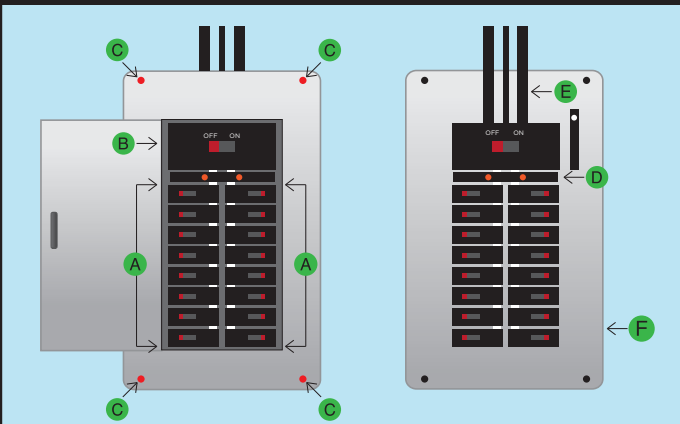
 Simple Installation,  
Guaranteed Performance

## STEP 1



## STEP 2

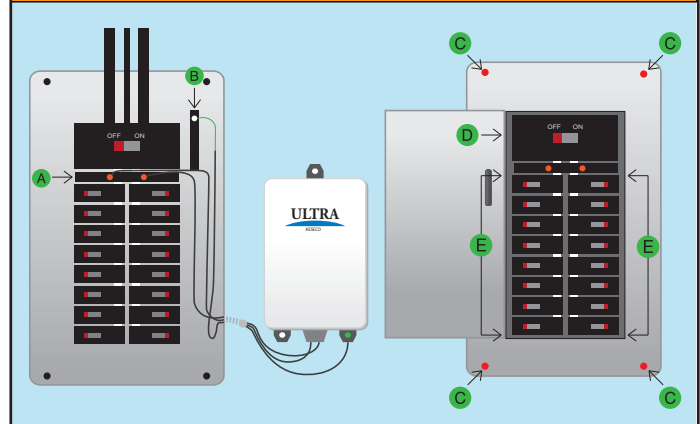
### DISCONNECT BREAKERS AND REMOVE FRONT PANEL



- A** Turn off small switches
- B** Turn off main breaker last
- C** Unscrew bolts or fasteners and remove front panel
- D** Test with voltmeter (no power)
- E** Test with clamp meter (no current)
- F** Remove convenient knockout


## STEP 3

### CONNECT LEADS AND REASSEMBLE BREAKER BOX



- A** Connect main leads to posts
- B** Connect ground wire to ground bar
- C** Reinstall front panel
- D** Turn on the main breaker
- E** Turn on small switches


# ULTRA BENEFITS



Inductive Load: Minimum 11% savings rate



Resistive Load: Increase of Illumination intensity



+



Complex Load (Inductive + Resistive):  
Minimum 8% savings rate

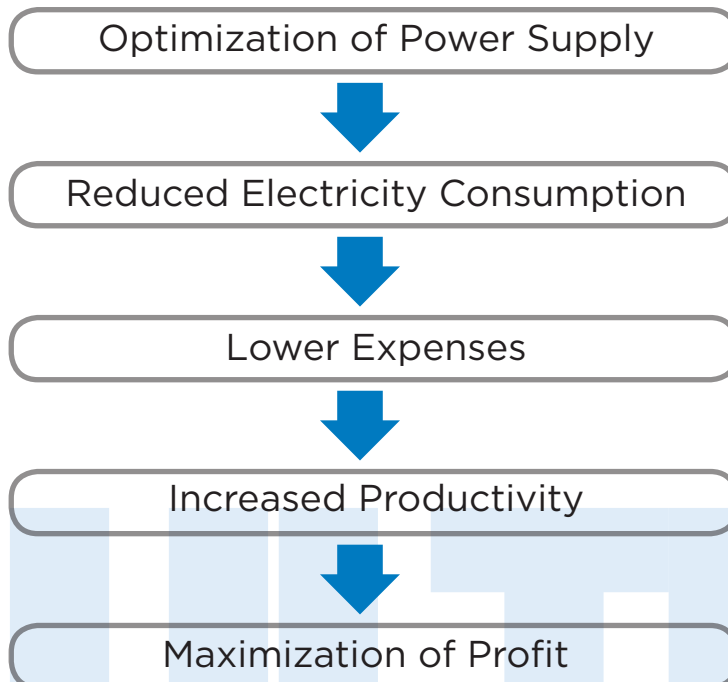


- Optimum ULTRA performance can be achieved in:
  - Loads where the the demand factor exceeds 60%.
  - Locations where the load factor exceeds 70%.
  - Inductive loads where fluctuating current results in increased resistance.
- ULTRA operates most effectively in locations using a higher percentage of Inductive loads
  - 60% or more of inductive load usage results in greater efficiency and saving rate.
  - Inductive loads include equipment like refrigerators, motors, compressors, air-conditioners, washing machines and more.
- ULTRA benefits on Complex Loads
  - Energy consumption will be at least 8% lower.
  - Most facilities use complex loads: office buildings, factories, supermarkets, domestic residences and more.



# WORKING WITH US

## WHAT WE DO

- Diagnose your equipment
- Estimate your potential savings rate
- Calculate your ROI
- Examine the existing trend of your electricity consumption
- Suggest a revenue model
- Analyze the present condition of your electricity consumption through monthly monitoring



# CERTIFICATION

## PATENT



Patent



Patent




PCT

## SAFETY



UL508



TUV

## ETC.



ISO



RoHS



CE-EMC



CE-LVD

## PERFORMANCE



TUV




TGM



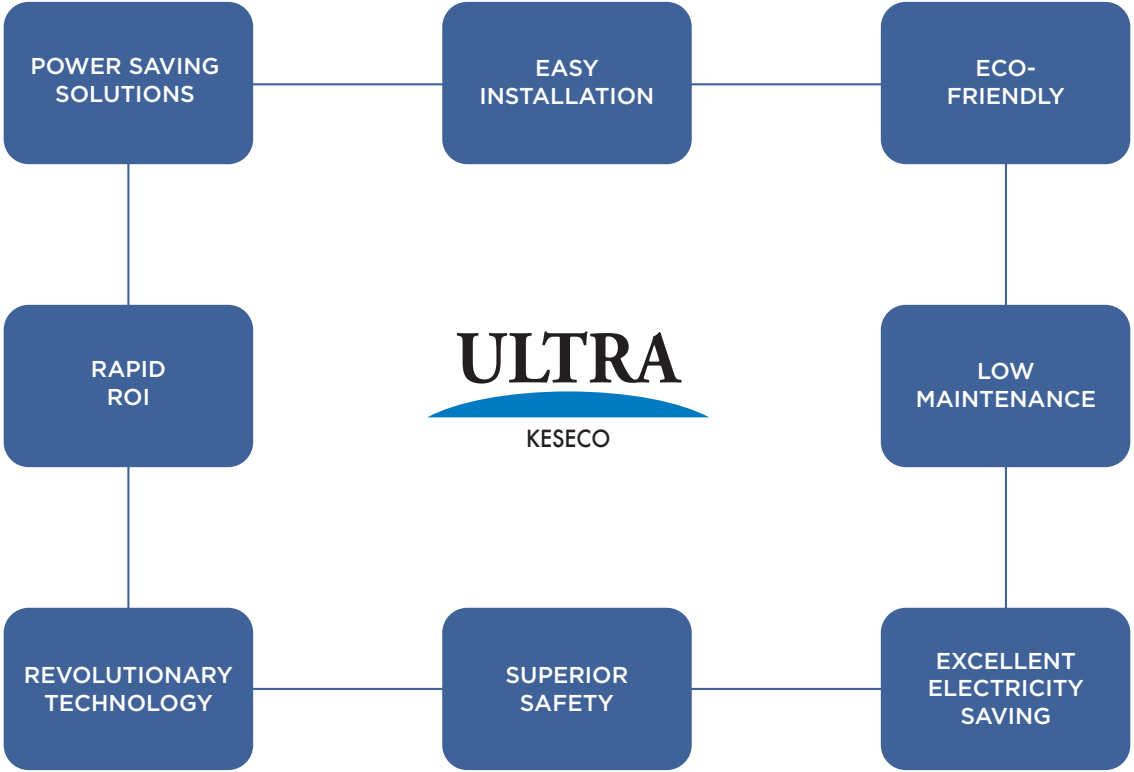
SGS



S\_Mark



KC\_Mark



# ULTRA MODELS



INDUSTRIAL series



COMMERCIAL series



REGULAR series



MODULE series

# ULTRA SPECIFICATION

## INDUSTRIAL

MODEL NO.	INPUT	VOLTAGE	Hz	SIZE (W x L x H cm)	WEIGHT (kg)	CAPACITY (KVA-AC)
U-1500	3 $\phi$	100~600V	50~60Hz	40 x 60 x 25	50	1500
U-1000				40 x 60 x 20	40	1000
U- 700				35 x 52 x 15	27	700
U- 500				35 x 45 x 15	25	500
U- 300				30 x 40 x 10	15	300

## COMMERCIAL

MODEL NO.	INPUT	VOLTAGE	Hz	SIZE (W x L x H cm)	WEIGHT (kg)	CAPACITY (KVA-AC)
UC-200	3 $\phi$	100~600V	50~60Hz	25 x 35 x 08	11	200
UC-100				22 x 30 x 08	8	100
UC- 50				18 x 25 x 06	5	50

## REGULAR

MODEL NO.	INPUT	VOLTAGE	Hz	SIZE (W x L x H cm)	WEIGHT (kg)	CAPACITY (KVA-AC)
UR-30	3 $\phi$ , 1 $\phi$	100~600V	50~60Hz	14 x 20 x 06	3.5	30
UR-10				13 x 18 x 05	2.3	10
UR-5				09 x 10 x 04	1	5

## MODULE

MODEL NO.	INPUT	VOLTAGE	Hz	SIZE (W x L x H cm)	WEIGHT (kg)	CAPACITY (KVA-AC)
UM-1	1 $\phi$	100~600V	50~60Hz	08 x 11 x 03	0.8	1
UM-0.5				06 x 10.3 x 03	0.6	0.5

\* The product specification is able to be changed in the reason of improvement without notice.

# FAQ's

---

## 1. What is ULTRA? How does it work?

ULTRA is a revolutionary new energy management equipment that uses Magnetic Wave Energy to realign electron spin. This results in a more efficient current flow that minimizes energy loss.

## 2. How much energy does ULTRA save for each type of load?

The specific saving rate depends on the actual operating environment and the operating mechanism of the load. Below is the average saving rate based on the statistics of various field reports:

- On Resistive Load  
Possible Energy Saving Rate is less than 3%.  
Up to 5% increase of illumination intensity.
- On Inductive Load  
Minimum Saving Rate is 11%.
- On Complex Load : Mixture of R+L  
Minimum 8% (where Inductive load takes more than 60% out of whole load system)

## 3. What is the lifespan of ULTRA unit?

Since ULTRA uses a patented technology that does not rely on any form of electronics or mechanical parts, the average lifespan is more than 10 years if ULTRA is being used in recommended conditions. Please refer to our website for detailed information.

## 4. What is ULTRA's competition?

ULTRA is the world's first patented energy management equipment that does not use Power Factor Compensation (PFC) or Voltage Regulation to save energy. ULTRA offers a new chemically-based system that makes your current electrical system more efficient.

ULTRA does not drop the voltage of your current system, nor does it take up a large amount of space or consume energy to function. In short, there is no other energy saving product that compares to ULTRA on the market.

## 5. How do I install my ULTRA unit? How long does it take to install?

ULTRA uses parallel installation and is usually installed after the Circuit Breaker.

However, dispersed installation for each circuit is also possible. Installation usually takes about 30 minutes per unit.

## 6. How do I determine which ULTRA unit is suitable for my location or load?

You can find the most suitable unit by examining the model number of each ULTRA unit.

The model number indicates the maximum capacity that the unit can suitably perform.

For example, model number UR-30 can provide the proper energy saving performance at a

location that consumes a maximum of 30KVA.

This means that the ULTRA unit must have a capacity that is larger than the location or load of installation. If your location consumes a maximum of 70kWh, the proper ULTRA model would be UC-100.

In order to select the proper ULTRA model, you must first determine the Main Transformer Capacity, Contract Capacity, Circuit Breaker Capacity and Actual Maximum consumption. The amount of electricity consumed by your location determines the most suitable ULTRA model.

## 7. How do I check my energy savings?

The best way of checking your energy savings is through regular consumption monitoring. This will give you the most clear and substantial indicator for energy savings. The easiest way to see how much energy you are saving is to look at your electric bill after ULTRA is installed. It is also possible to install a data logger or recording device to tell you specific readings periodically.

If you are comparing your kWh usage with corresponding months from the previous year it is important to factor in any new equipment or changes in operating conditions.

## 8. Does ULTRA cause any harmful effect on electrical systems, machines or equipment?

ULTRA does not cause any harmful effect on the installed system. Unlike other energy savings devices that drop voltage, ULTRA does not consume any voltage or current so it will not affect your equipment.

## 9. How much energy does ULTRA consume?

ULTRA does not contain any mechanical parts and does not draw any load, so it does not consume any energy.

## 10. What is an applicable load capacity for ULTRA?

ULTRA can be used with any size low voltage load (Single Phase and Three Phase). With 11 model sizes ULTRA can be designed singularly or in groups to suit the subject load. There is no maximum or minimum load.

## 11. Does ULTRA optimize Voltage?

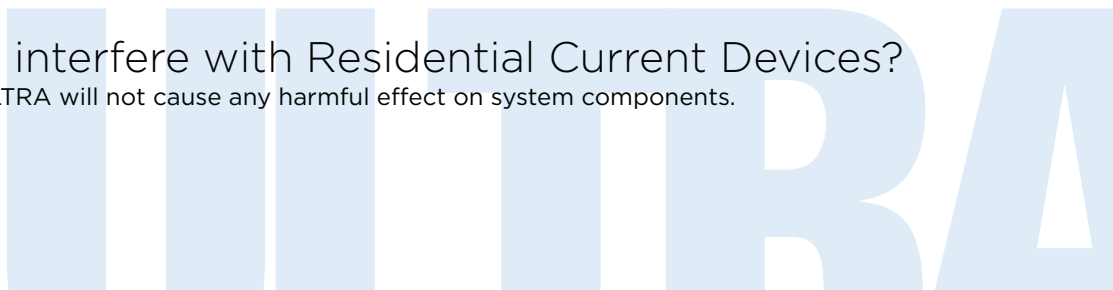
No, ULTRA does not affect the voltage within the circuit. ULTRA optimizes the environment of electric current supply within the circuit.

## 12. Is ULTRA a power factor corrector device?

No, ULTRA is not a power factor correction device. However, it will marginally improve power factor but as an added benefit.

## 13. Can ULTRA interfere with Residential Current Devices?

No, ULTRA will not cause any harmful effect on system components.





Head office & Factory: NamYoung DigitalTower 8F, SeongSuil-ro 84, SeongDong-Gu, Seoul, Korea, 133-120  
Phone: +82-2-3409-1105 | Fax: +82-2-3409-2106 | E-mail: [keseeco@keseeco.com](mailto:keseeco@keseeco.com) | Copyright 2013 Keseco Co., Ltd. All rights reserved.  
[www.keseeco.com](http://www.keseeco.com)